



# SUEVIA

## HEATED AND FROST-PROTECTED DRINKERS / HEATING UNITS

### Heated Drinking Bowl

**Model 46 with ½" brass valve**

Order Ref. 100.0046

**Model 46 with ¾" stainless steel valve**

Order Ref. 100.1469

- Heated drinking bowl with smoothly running tube valve for wall and pipe mounting
- **Frost-protected down to approx. -15°C. Remaining water in the bowl will not freeze.**
- **With subsequent installation of valve heating** (24 V, 5 W, Order Ref. 101.1405), supplied on demand, is **frost-protected down to -35°C!**
- Drinking bowl made of **cast iron, completely enamelled**
- One drinker is sufficient for 15 – 20 animals
- Easy access to installed heating element, which is installed out of reach for the animals between the two bowl parts
- Smoothly running tube valve in **½" brass** or in **¾" stainless steel with female connection from top and bottom**
- **Water flow continuously adjustable** from outside by means of a regulation screw
- Capacity of the heating element 80 W/24 V – few power consumption
- Installation on the wall or on 2" – 3" pipes
- For power supply SUEVIA **Transformer 230/24 V** is necessary (for correct choice of transformer see page 23)
- To ensure a frost-free feed pipe, a **frost protection heating cable** 24 V, 20 W, 2 m (Order Ref. 101.0861), or a 24 V, 30 W, 3 m (Order Ref. 101.1863) has to be used. The heating cable should be wrapped around the pipe and connected to the heating element of the drinker in parallel to the power supply cable, coming from the transformer.
- If the heating cable is installed on plastic pipes, make sure that this water pipe is suited for warm and cold water. For better heat distribution the water pipe has to be wrapped with an aluminium adhesive tape (Order Ref. 101.1099).

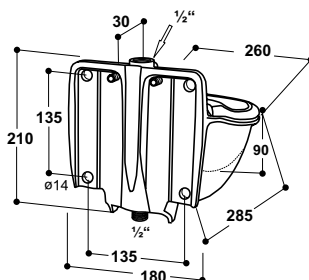
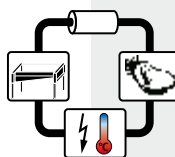

#### ACCESSORIES:

- **2 fixing brackets** (2x Order Ref. 101.0180), for fixation on 2" – 3" pipes
- **SUEVIA Transformers 230/24 V:**
  - 100 W (Order Ref. 101.0380)
  - 200 W (Order Ref. 101.0390)
  - 400 W (Order Ref. 101.0392)
- **Thermostat** (Order Ref. 101.0389), for automatic switch on/off of transformer, can be optionally installed on demand
- **Valve heating** (Order Ref. 101.1405), **to ensure frost protection down to -35°C!**

#### RECOMMENDED FOR:

Cattle, bulls, calves, horses, mainly used for subsequent installation

also with ¾" stainless steel valve



**Ideal for subsequent installation!**


**Frost-free down to -35°C with additional valve heating!**



Valve Heating 24 V, 5 W  
101.1405



2 m: 101.0861  
3 m: 101.1863



Installation scheme from below (for better understanding shown partly without insulation or anti-bite protection)

Order Ref.	Type	Packing Hints		
100.0046	Heated drinking bowl Mod. 46-MS½", 24 V, 80 W	1 piece/box		
100.1469	Heated drinking bowl Mod. 46-VA¾", 24 V, 80 W	1 piece/box		
101.1405	Valve heating 24 V, 5 W, with thermostat, cable 3 m	1 piece/bag		
101.0180	Fixing bracket 2" – 3"	1 piece		
101.0380	Transformer 230/24 V, 100 W	1 piece/box		
101.0390	Transformer 230/24 V, 200 W	1 piece/box		
101.0392	Transformer 230/24 V, 400 W	1 piece/box		
101.0861	Frost protection heating cable, 24 V, 20 W, 2 m	1 piece		
101.1863	Frost protection heating cable, 24 V, 30 W, 3 m	1 piece		
101.1099	Aluminium adhesive tape, 50 mm wide, 50 m	50 m/roll		
101.0389	Thermostat	1 piece/box		